

WINDOW TREATMENTS







RM INTERIORS

DECORATING DEN INTERIORS®

RM INTERIORS

DECORATING DEN INTERIORS®



1 INTRODUCTION

2 WHAT'S YOUR MOTIVE?

3 HARD VS. SOFT WINDOW TREATMENTS

4 HARD WINDOW TREATMENT OPTIONS

6 SOFT WINDOW TREATMENT OPTIONS

7 WINDOW JEWELRY

8 CUSTOM TREATMENTS

9 CONCLUSION

Introduction



Window treatments are often an afterthought when it comes to purchasing and decorating a home. However, they're much more than a piece of fabric that offers privacy; there are so many options to choose from based on your home architecture, lifestyle and design style. From soft, delicate treatments to sturdy blinds, deciding how to dress your windows is just as important as picking your own outfits; it gives the room character and personality.

In this ebook, we'll dive into the different window treatment options to consider, plus the accessories that can make your windows pop and bring your rooms together.

What's your motive?

When choosing a window treatment, you have to think about both functionality and personal style. If you want a coastal look, for instance, you'll choose something airier. An intimate, romantic vibe calls for luxurious fabrics and more privacy. Window treatments can be a tricky home project, however, if you're not sure which route to take in the design department.

Some important questions to ask yourself include:



What works best with my architecture?

What matches my lifestyle?

How can I incorporate my design style?

How can I stay in my budget?

And most importantly:
What's my motive?

These questions can help you lay the foundation to better inspire the best window treatment option for you.

Hard vs. soft window treatments


Window treatments fall into two basic categories: hard and soft.



Soft window treatments are quite the opposite in material, made of delicate fabric in the form of curtains, drapery, roman shades and top treatments.

The great thing about choosing between these two categories is the fact that you don't have to sway one way or the other; combining soft and hard window treatments for a layered look is common and offers versatility in any living space. Style is an important piece of the puzzle in choosing hard versus soft, but functionality, privacy and light controlling abilities are other critical considerations.

Hard window treatments are anything made of strong, solid materials like wood, metal or vinyl, often in the form of blinds, shades and shutters.




Hard window treatment options

Hard window treatments are perfect for light and temperature control and privacy, but they can also create a decorative effect that makes the window the focal point of the room. Some of your options include:



Honeycomb shades: Cellular shades that are used to block or filter light while also insulating windows to save energy. At Decorating Den, we offer honeycomb shades in various shapes and sizes, and over 800 different colors.



Venetian blinds: The original hard window treatment, the mass-production of aluminum blinds took off in the 70s and hasn't stopped since. This is a simple and traditional option that's now offered in many different materials and is found in homes across the globe.



Shutters: Another classic option, wooden – or faux wood – shutters are a practical and stylish option that allows you to adjust light and control temperature with ease.

Hard window treatment options (continued)


Roller shades: They've been around since the 1700s when they were invented in Glasgow, Scotland, but didn't make their way to the U.S. until the 1800s. These shades are offered in various colors, opacities and designs to block light and offer a stylish design element to any room.



Allure shades: These shades fold up and offer complete control over privacy and light control. Besides functionality, you can benefit from style options by choosing large or small vane sizes.



Silhouette shades: This is a versatile shade option that filters light seamlessly and covers a large surface area. Silhouette shades are perfect for the indecisive; shift one way and you can have total privacy, on the other you can have a complete open view.



Soft window treatment options

In choosing soft window treatments, you can still achieve total privacy and light control, but there's more fluidity here. Many take this route with design and style at the front of the priority list. It's more about choosing the right fabric type, color and pattern. Some of your options include:



Roman shades: A timeless option, this shade style offers a feminine look, total privacy and subtle light blockage. It can stand alone as a treatment or with others for a layered look.

Blackout lined drapery: This choice keeps all light from coming in and controls climate.

Sheer drapery: For those who love natural lighting and don't need total privacy, sheer drapery makes most sense. It offers a soft look and allows ample light in with ease. Sheer drapery also works seamlessly in a layered look.



Window jewelry

While the window treatment itself is the top priority, understanding how to dress it up is also critical. They say "it's all in the details," and nothing could be truer when considering your window jewelry. Some of your options include:



Fringe: Pleated fringe along the tops or bottoms of your window treatment can add a classic and sophisticated look to the room with ease.



Top treatments: Fabric top treatments help frame out a window and hide standard hardware. This option is also necessary in hiding the tops of other treatment layers.



Inset banding: This adds a decorative touch to plain drapery; you can place this wide band on the top, middle or bottom of a window treatment for a simple and seamless updated look.

Custom treatments

Sometimes, finding the best window treatments for your home can be both intimidating and frustrating. Perhaps you tried multiple options and nothing seemed to flow correctly. That's where custom window treatments come in to play. They may come with a higher price point, but the result is worth it. Some reasons to consider custom include:



Designed and customized to fit your windows like a glove.

Created with quality workmanship.

Constructed with quality fabric and lining to ensure long-lasting window treatments.

Developed with unique fabric options fit to your style and room theme.

Built with custom details in the hardware, trim, cording and more.

Custom window treatments take the stress out of shopping for an option that may not fit your design in the future.

Conclusion

The right window treatment will help you achieve your desired decor and provide light control, privacy and ease of use.

With so many different options to choose from, we hope to shed some light on all of the possibilities. If you need assistance decorating your home and exploring window treatment styles, connect with a personal decorating expert from Decorating Den Interiors today.

To learn more,
contact us today at
info@decoratingden.com



RM INTERIORS

DECORATING DEN INTERIORS®

rebeccam@decoratingden.com

(781) 636-8326

